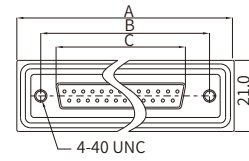
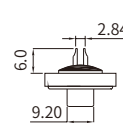
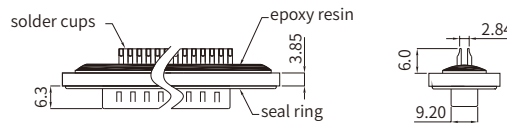



D-Sub Male Panel Mount, Solder



	FC P/N.	A	B	C
9P	DBW09MSNS	39.4	25.0	16.92
15P	DBW15MSNS	47.8	33.5	25.25
25P	DBW25MSNS	64.5	47.04	38.96

RoHS

Specifications

Contacts	9	15	25
Pin layout(Male)			
Ambient temperature	-25°C~+85°C(flexible installation),-40°C~+85°C(fixed installation)		
Connector insert	PBT+GF		
Connector contacts	Brass gold plated		
Coupling nut/screw	Brass nickel plated		
Seal / O-ring	FKM		
Insulation resistance	≥1000MΩ		
Contact resistance	≤10mΩ		
Shielding	Unavailable		
IP rating	IP67 in locked condition		
Rated current	5A		
Rated voltage	300V AC/DC		

Part Number

Pins	Male
9	DBW09MSNS
15	DBW15MSNS
25	DBW25MSNS

Default wire colors

Pin No.			
Pin 1	WH	BK	BK
Pin 2	BN	RD	BN
Pin 3	GN	PK	RD
Pin 4	YE	GY	OR
Pin 5	GY	LT GN	YE
Pin 6	PK	GN	GN
Pin 7	BU	YE	BU
Pin 8	RD	VT	VT
Pin 9	BK	BK/WH	GY
Pin 10		WH	WH
Pin 11		LT BU	PK
Pin 12		BU	LT GN
Pin 13		BN	LT BU
Pin 14		OR	BK/WH
Pin 15		BK/RD	BK/RD
Pin 16			BK/YE
Pin 17			BK/GN
Pin 18			BK/BU
Pin 19			RD/WH
Pin 20			RD/YE
Pin 21			RD/GN
Pin 22			RD/BU
Pin 23			GN/WH
Pin 24			GN/YE
Pin 25			GN/BU